

Accommodation

Accommodation is provided for you in student bedrooms in the Sir Geoffrey Arthur Building ('the GAB'), a short walk from the main Pembroke College site. **Check in is from 2pm on Sunday 27 July.** If you are arriving earlier and need somewhere to store your luggage, please get in touch.

The address of the building is: **Sir Geoffrey Arthur Building, Long Ford Close, Oxford OX1 4NJ**

'OX1 4NJ' is the post code of this building and can also be used to locate buildings on Google maps. Alternatively, the What Three Words code for the building is **change.ranch.joke**.

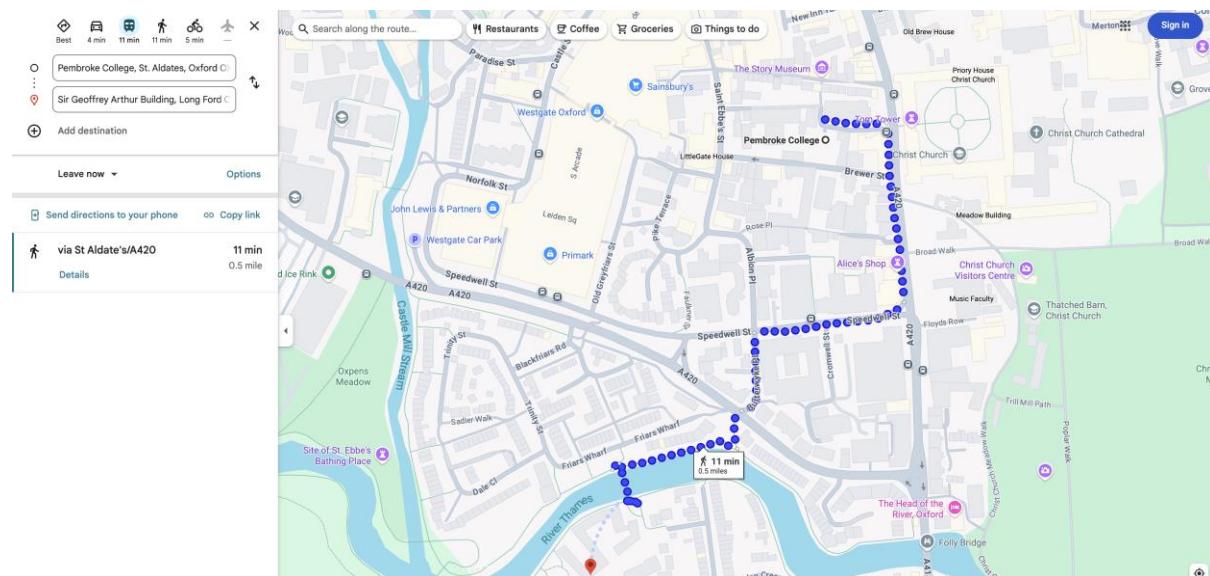
If you arrive in Oxford by bus, you will get off on St Aldate's. The Sir Geoffrey Arthur Building is down the hill from Stop H5, once you have gone over the bridge, turn right onto the path and follow the river until you reach the building. It should be no more than a 10-minute walk, but you can always use google maps if you get lost!

The GAB offers a range of facilities to make your stay comfortable:

Laundry Room: This shared facility is equipped with washing machines and tumble dryers, operated by WASHCO. Payment is made via contactless debit card, with costs starting at £2.20 per wash and £2.00 per dry. An iron and ironing board are also available for communal use.

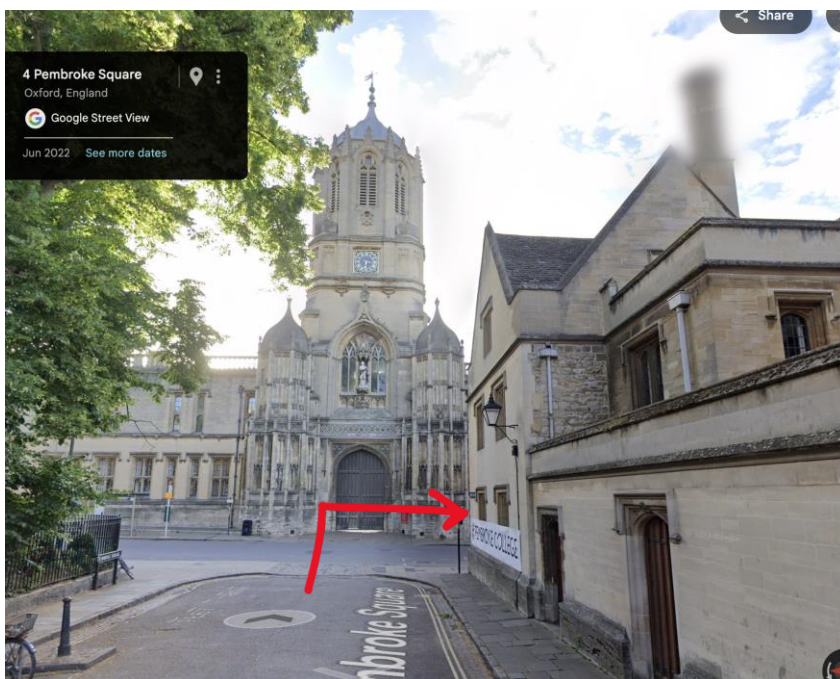
Cooking: The Summer School is fully catered. However, fridges and kettles are available in the GAB. Students are responsible for keeping the space clean and as they would wish to find it.

Please see below for directions from Pembroke to the GAB:

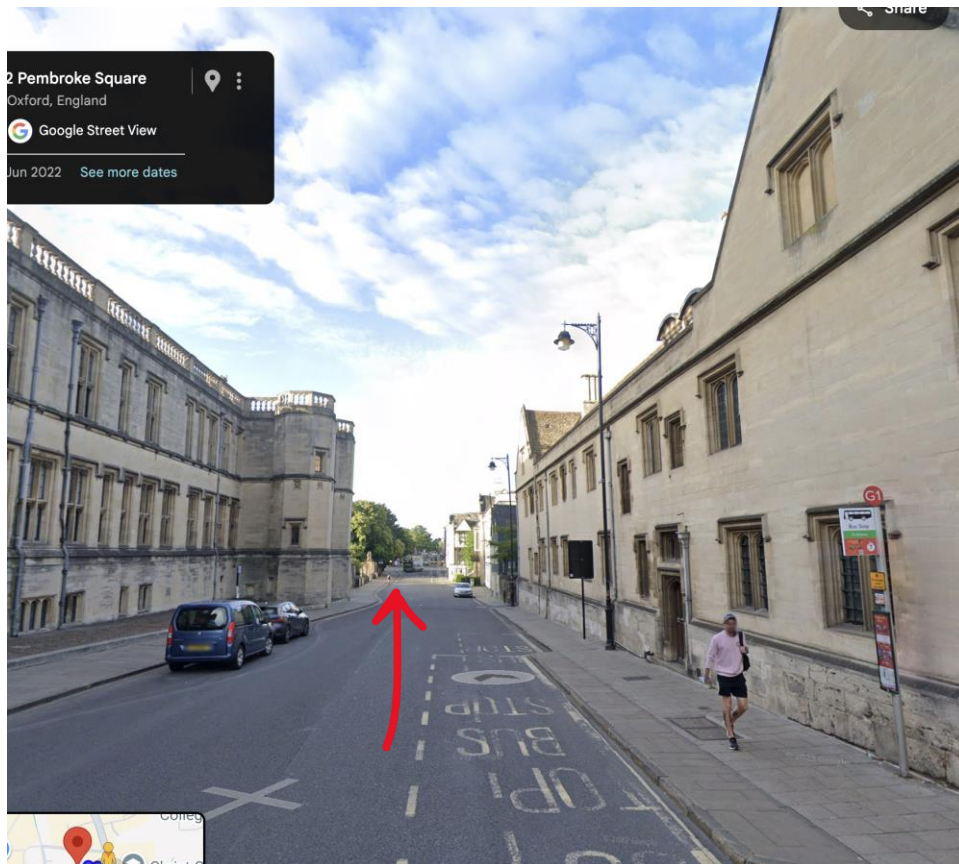


Step by Step Images:


- 1) Leave Pembroke, walking down towards Christ Church



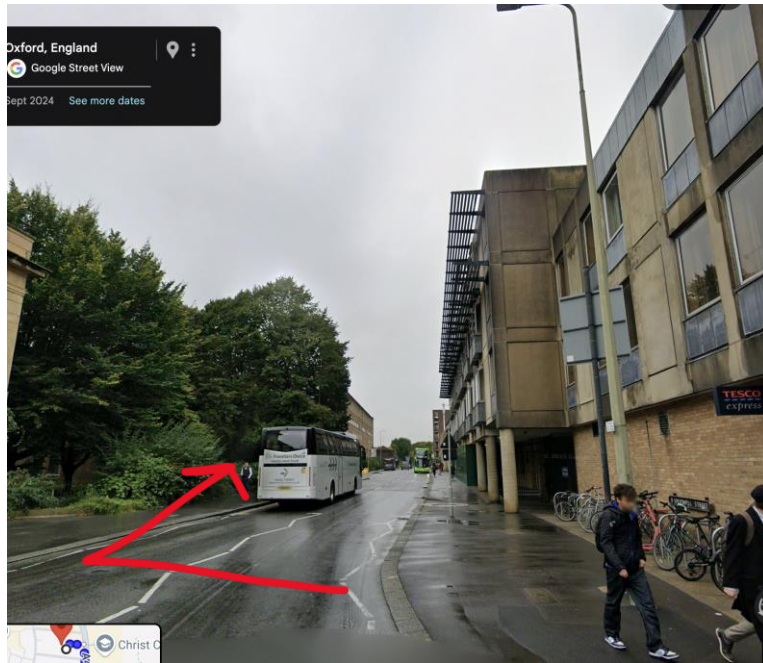
- 2) When you reach the end of this street, turn right



3) Walk down the road until reaching Speedwell Street



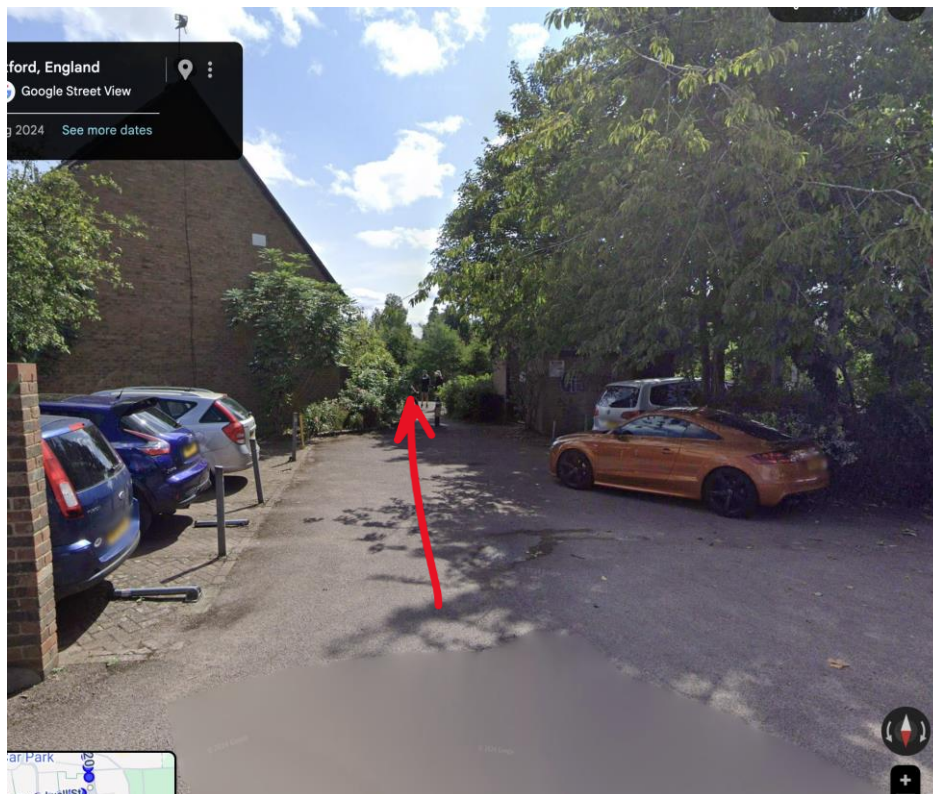
4) Turn right at Speedwell Street, you will walk past a supermarket called 'Tesco'




5) Walk down the left side of this road




6) When you reach this point, enter until you see the river



7) Turn right until you reach the bridge



8) Cross the bridge



9) Arrive!